


Fulltone Distortion Pro™



model DP-1

Owner's Manual

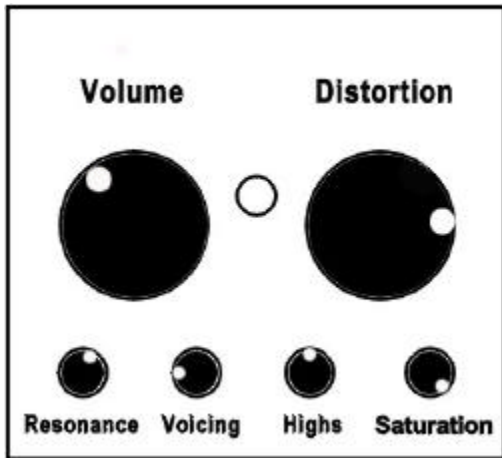
Design:

The Distortion Pro is designed to cover that huge gap between Overdrive and out-and-out Fuzz. The DP-1 delivers these Hi-Gain sounds with a great amount of flexibility in a very natural, amp-like manner, reacting to your pick attack and cleaning up well when the guitar's volume knob is backed off. This flexibility is further enhanced by the inclusion of some very powerful Tone shaping knobs, all of which are interactive, allowing the user to create his/her own signature sound. The DP-1 also works well with wah's, Univibe type pedals, and already distorted amps. Play on.

Features:

- Volume:** This knob determines the output level of the device
- Distortion:** determines the overall clipping in the early stages of the circuit.
- Saturation:** an integral knob for dialing in the desired amount of "tube" feel, additional clipping, and sustain. This is interactive with the Distortion knob.
- Resonance:** This shapes the Bass frequencies. You will notice that there is a center detent (reference point) which helps you find your sounds on a dark stage.
- Voicing:** *Not* a standard Midrange control in that it not only actively varies the overall frequencies, (Low-Mid, Mids, Hi-Mid, and Treble) but it also alters the distortion in these frequencies. Again, there is a center detent as reference point, although this point is not necessarily "neutral" at the 12'Oclock point.
- Highs:** This is used to attenuate or enhance the Treble frequencies. Part of this pedal's magic is the frequency "overlap" between this and the Voicing knob, allowing for some unusual signature settings.
- Battery Hatch:** Located at the audience-end of the pedal, simply remove the thumbscrew and swing out the door to access your 9 volt battery.
- 9 volt DC port:** standard 2.1mm sized barrel jack accepts all *Negative center pin* 9VDC adapters such as Ibanez, Boss, Voodoo Labs Pedal Power, etc.
- LED "Pilot Light":** tells you when the pedal is "on" and (like all Fulltone pedals) the DP-1 has True Bypass switching, something no other major pedalmaker offers!

Sample Sound Settings: Keywords: CW= Clockwise / CCW=Counter clockwise / PU= Pickup

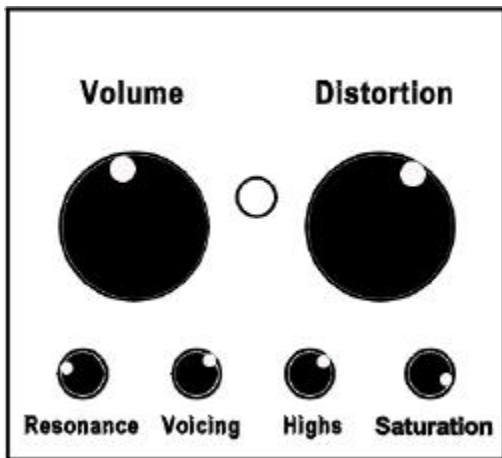


Browner Sound:

I tend to go use old Stratocasters alot on the bridge PU, but am a big fan of the late '60s Cream-era Eric Clapton Tones which were Humbuckers through a Marshall 100 watt plexi amplifier.

To cop this, Keep the *Saturation* knob at full CW position and reduce the *Voicing* knob (CCW) to get a smoother more Violin-like tone reminiscent of Eric Johnson and Alan Holdsworth.

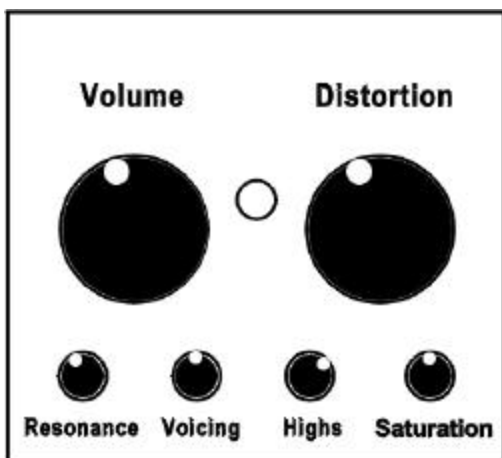
Increase the *Resonance* (CW) to simulate a 4x12 cabinet if you use a combo amp. Raise the *Voicing* and *Distortion* (CW) and you're in the Brian May



Jimmy Page "Heartbreaker" tone

Page always recorded with such a crunchy, Bass-shy tone. By itself it was odd, but in with the rest of the Track is fit like a glove. With the *Resonance* knob reduced (CCW) and the Voicing raised (CW) you get a very penetrating Midrange. And by backing off a little (CCW) on the *Saturation*, you get a faster attack on the strings...hence a crunchier, less compressed sound.

A little tweak here and there and you've got the AC/DC rhythm sound as well.





Cutting Blues Tone:


All the controls are interactive, so the slightest change yields surprising results.

Reducing the *Saturation* (CCW) removes the squashed, compressed Tube feel and can really help the guitar Cut through the mix. For neck PU playing ala SRV, the *Resonance* control can be reduced to remove any muddiness. As always just experiment...when you get something you like use the Blank Templates on the following page to record your discoveries.

Blank Templates. Make multiple copies for Studio and Live notes.

<p>Volume Distortion</p>  <p>Resonance Voicing Highs Saturation</p>	
---	--

<p>Volume Distortion</p>  <p>Resonance Voicing Highs Saturation</p>	
---	--

<p>Volume Distortion</p>  <p>Resonance Voicing Highs Saturation</p>	
---	--

Internal Trimmer Adjustments:

Warning: these trimmers (located inside the pedal) are set by us at the factory and should not be messed with unless you know what you're doing and have good reason to mess with them! You will find that each one has a small black pen mark notating our preferred settings.

Trimmer #1: regulates the amount of gain of the first stage in the circuit, rotating this trimmer CCW *increases* the gain. (increasing this setting may cause additional noise and/or hiss)

If you are using humbuckers or higher-gained Pickups you may want to *reduce* the amount of gain here by turning it slightly CW if more clarity and definition is desired. (no more than 1/8 turn)

Trimmer #2: controls the overall maximum available Midrange and Distortion of the pedal...CCW increases the overall mids and Gain, CW decreases it. Please note that too much of this increases noise and lessens the pedal's ability to clean up when the guitar's volume knob is backed-off. In other words, we set it here and there's no need for you to mess with it really!



Warranty:

This pedal carries a 5 year warranty (1 year for switch) for the original purchaser that covers all repairs due to manufacturer error only. It does NOT cover any damage from user/owner mishandling, shipping, acts of God, and abuse. Owner is to contact Fulltone directly for all repairs, and any work done by anyone other than Fulltone voids the warranty. All shipping costs are the responsibility of the owner, and are to be paid in advance of any work performed on pedal. This warranty is not transferable, and is good to the original purchaser of the pedal only, who may be asked to provide a copy of the sales receipt for verification. There is NO walk-in traffic at Fulltone. All items must be sent via mail, UPS, or Federal Express.

Disclaimer:

The Owner or user assumes all responsibility for death, injury, and/or damages relating to the operation of this device Fulltone Musical Products Inc. assumes no responsibility for death, injury or damages relating to the operation of this device.

Contact:

Fulltone Musical Products Inc.

4220 Glencoe Ave. Marina del Rey, CA 90292

310.821.4500

fax 821.4511

www.fulltone.com

support@fulltone.com